



LEVEL 2 • PART 1

INTEGRATED CHINESE

中文听说读写 中文聽說讀寫

Character Workbook
Simplified and Traditional Characters

Third Edition by: Yuehua Liu and Tao-chung Yao
Yaohua Shi, Nyan-Ping Bi, Liangyan Ge

THIRD EDITION

CONTENTS

Preface	v
Lesson 1:	
Character Writing Practice	1
Chinese Character Crosswords	4
Lesson 2:	
Character Writing Practice	5
Chinese Character Crosswords	9
Lesson 3:	
Character Writing Practice	11
Chinese Character Crosswords	17
Lesson 4:	
Character Writing Practice	19
Chinese Character Crosswords	25
Lesson 5:	
Character Writing Practice	27
Chinese Character Crosswords	36
Lesson 6:	
Character Writing Practice	37
Chinese Character Crosswords	46
Lesson 7:	
Character Writing Practice	47
Chinese Character Crosswords	54

Lesson 8:

Character Writing Practice	55
Chinese Character Crosswords	62

Lesson 9:

Character Writing Practice	63
Chinese Character Crosswords	70

Lesson 10:

Character Writing Practice	71
Chinese Character Crosswords	78

Index A: Characters Alphabetically by Pinyin	81
---	-----------

Index B: Characters by Lesson and by Pinyin	85
--	-----------

Preface

This completely revised and redesigned Character Workbook is meant to accompany the third edition of *Integrated Chinese Level II (IC II)*. It has been over ten years since the *IC* series came into existence in 1997. During these years, amid all the historical changes that took place in China and the rest of the world, the demand for Chinese language teaching/learning materials has grown dramatically. We are greatly encouraged by the fact that *IC* not only has been a widely used textbook at the college level all over the United States and beyond, but also has become increasingly popular for advanced language students in high schools. Based on user feedback, we have made numerous changes so that the Character Workbook can become an even more useful tool for students of Chinese.

Stressing the importance of learning a new character by its components

Learning a new character becomes much easier if the student can identify its components. If a new character contains a component already familiar to the student, the stroke order of that component will not be introduced again. However, we will show the stroke order of all new components as they appear when we introduce new characters. When the student learns a new character, he or she can easily tell if a component in the character has appeared in previous lessons. If the stroke order for that component is not displayed, it means that the component is not new. The student should try to recall where he or she has seen it before. By doing so, the student can connect new characters with old ones and build up a character bank. We believe that learning by association will help the student memorize characters better.

Main features of the new Character Workbook

a. Both traditional and simplified characters are introduced in equal size

If a character appears in both traditional and simplified forms, we show both to accommodate different learner needs.

b. Pinyin and English definition are clearly noted

We have moved the pinyin and the English definition above each character for easy recognition and review.

c. Radicals are highlighted

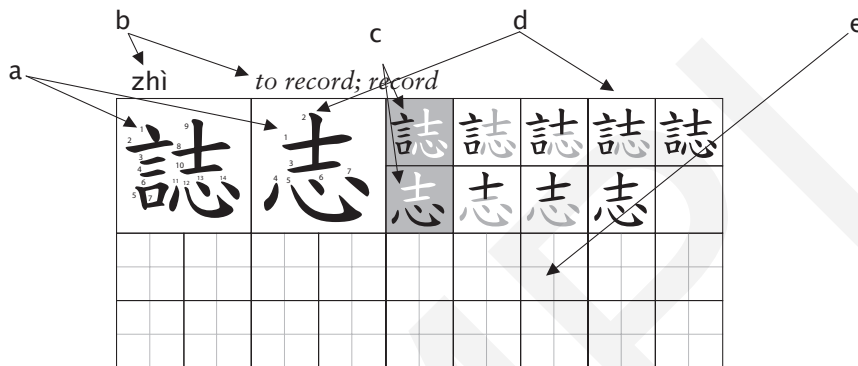
The radical of each character is highlighted. Knowing what radical group a character belongs to is essential when looking up that character in a traditional dictionary where the characters are arranged according to their radicals. To a certain extent, radicals can also help the student decipher the meaning of a character. For example, characters containing the radical 貝/贝 (bèi, shell), such as 貴/贵 (guì, expensive), and 貨/货 (huò, merchandise), are often associated with money or value. The student can group the characters sharing the same radical together and learn them by association.

d. Stroke order is prominently displayed

Another feature that we think is important is the numbering of each stroke in the order of its appearance. Each number is marked at the beginning of that particular stroke. We firmly believe that it is essential to write a character in the correct stroke order, and to know where each stroke begins and ends. To display the stroke order more prominently, we have moved the step-by-step character writing demonstration next to the main characters.

e. A “training wheel” is provided

We also provide grids with fine shaded lines inside to help the student better envision and balance their characters when practicing.



Other features in the new edition

A set of Chinese Character Crosswords have been added to each lesson. Students are asked to fill out the crossword puzzles based on the pinyin given, which helps them retain and re-associate characters when forming words.

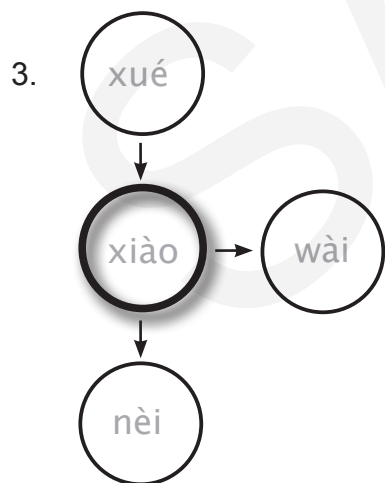
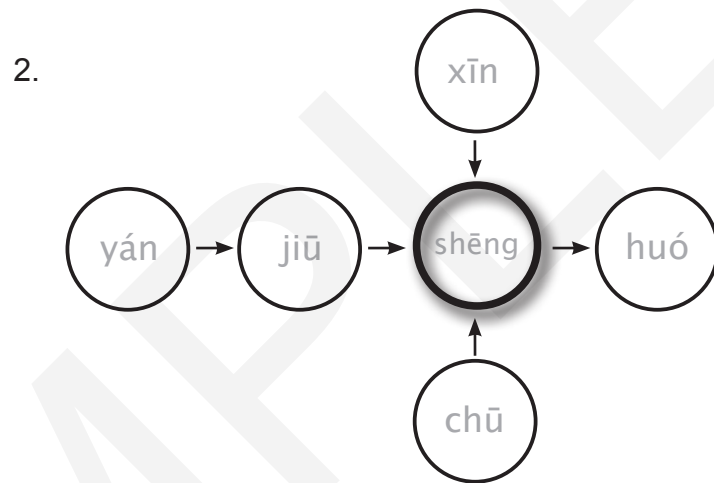
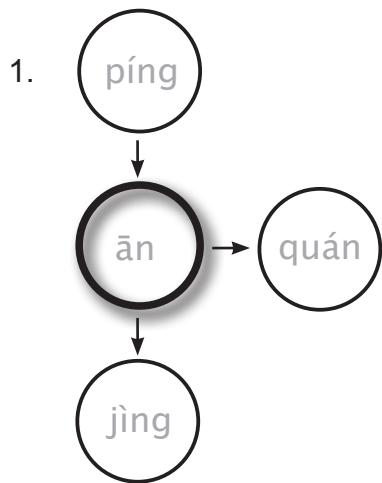
To help the student look up characters more easily, we decided to provide two indices, one arranged alphabetically by pinyin and the other by lesson. The formation and radical of each character in this book are based on the fifth edition of the *Modern Chinese Dictionary* (現代漢語詞典第五版/现代汉语词典第五版) published by the Commercial Press (商務印書館/商务印书馆). A total of 201 radicals and the stroke number and stroke order of each character all appear in that dictionary, and in some cases the same character is listed under more than one radical. For the characters in this book that fall in that category, we provide two radicals in order to facilitate students' dictionary searches. The two radicals are presented in order from top to bottom (e.g., 名: 夕, 口), left to right (e.g., 功: 工, 力), and large to small (e.g., 章: 音, 立; 麻: 麻, 广).

The changes that we made in the new version reflect the collective wishes of the users. We would like to take this opportunity to thank those who gave us feedback on how to improve the Character Workbook. We would like to acknowledge in particular Professor Hu Shuangbao of Beijing University, who read the entire manuscript and offered invaluable comments and suggestions for revision. Ms. Laurel Damashek at Cheng & Tsui assisted throughout the production process.

We hope you find this new edition useful. We welcome your comments and feedback. Please report any typos or other errors to editor@cheng-tsui.com.

Chinese Character Crosswords

Fill out the puzzles based on the *pinyin* clues provided. The common character is positioned in the center of the cluster of rings. The arrows indicate which way you should read the words.



Chinese Character Crosswords

Fill out the puzzles based on the *pinyin* clues provided. The common character is positioned in the center of the cluster of rings. The arrows indicate which way you should read the words.

