



齐来学中文 Let's Learn Chinese

第一册课本 Book One

教师用书(附CD)


Teacher's Book 教师用书


第一册课本 BOOK 1


齐来学中文


Let's Learn Chinese



 Easy-to-follow instructions and activity templates

 Interactive Powerpoint games and classroom activities

 Audio CD full of stories, songs and listening exercises

 CD-ROM with additional resources in full colour

简体版 Simplified Chinese version



Resources Development Group | UKFCS

我上三年级

Objectives:

- learn how to introduce yourself and others to a new friend
- learn how to say which year you are in at school
- revise the use of 谁 and 谁的
- learn to understand classroom phrases: 请把课本放在桌子上

Grammar Focus:

- Subject + 上 + 几 + 年级?
eg: 你 + 上 + 几 + 年级? = 你上几年级?
- Subject + 上 + number + 年级
eg: 我 + 上 + 三 + 年级 = 我上三年级
- Subject + 也 + 上 + number + 年级
eg: 我 + 也 + 上 + 三 + 年级 = 我也上三年级

Resources for the Teacher:

- flash cards: 上, 年级, 学校, 学生
- picture cards of 李大山, 李月冬, 张马田, Jamal, Amir
- worksheet – for reading
- writing practice sheet
- PowerPoint: revision
- CDTrack C4/M49 for listening exercise (page 3)

Ideas for activities:

对 or 不对 (skills practised – reading and speaking)

- The teacher prepares a pile of picture cards provided and also a dice.
- This game can be for the whole class or small groups of 3 to 4 pupils.
- The pupils can take turn to pick a card and throw the dice. For example, if the pupil gets 李大山 and 4, then he has to say 李大山上四年级.
- The other pupils will have to check whether it is correct or not, and they have to say either 对 or 不对.
- The teacher can play this game a few rounds and stop.

Writing practice sheet (skills practised – speaking, listening and writing)

- The teacher uses the PowerPoint presentation to show the pupils how each character is written, especially with the stroke directions and order.
- Photocopy the worksheet for the class.
- The pupils practise writing the characters.
- With the next part of the exercise, read through the second page with the pupils first and make sure they understand the text (about 李大山的家).
- Then move on to the third page and read the questions. Use the second page as a model; guide the pupils to write down the answers in the first grid provided.
- Guide the pupils to join the answers together and copy them down in the second grid provided.
- When the pupils finish writing, they can draw a picture of their family.

Role play (skills practised – speaking and listening)

- The pupils take on roles as one of these characters: 李大山, 李月冬, 张马田, 张美丽, Jamal, Amir.
- They have to remember who they are, their age, which year they are in at school, and who are their brothers and sisters.
- They meet and introduce themselves to each other.
- This activity can be done more than once, depending on the size of the class.

Let's stand in the right order (skills practised – reading, speaking and listening)

- The teacher prepares a number of paper hats (like the hats from the Christmas crackers), depending on the number of word cards used to construct a sentence.
- For example, the teacher wants the pupils to learn the sentence pattern: 我上三年级. Then s/he prepares 5 cards, one for each character in the sentence.
- The teacher picks 5 pupils to come to the front of the class. They are each given a hat to wear.

- The teacher sticks on each hat a word card, but the pupils do not know what is on their own hat. The teacher may decide not to disclose to these 5 pupils the sentence pattern to be used
- By way of asking each other, the pupils will try to form a line to show the correct order of the sentence pattern. They may use phrases like 我的卡是什么? or 你的卡是...
- When this is done, the rest of the class will tell them if it is correct.
- The teacher can repeat this activity using a different sentence pattern like 我也上三年级, but the teacher may want to change the number this time.
- Other sentence patterns like: 我叫张马田, 我八岁 etc can be used.

Listening exercise (page 3)

The dialogues for this exercise are as follows:

- A. Listen to the recording. Draw lines to link the person to the correct answer. 画线把正确答案连起来.

Dialogue A

我叫张马田, 我上三年级。
我是李月冬, 我上二年级。
我叫张美丽, 我上五年级。
我是Arun, 我上六年级。

- B. Listen to the recording and fill in the blanks in the table. 填上正确答案

Dialogue B

李大山: 你好! 我叫李大山. 你叫什么?
Richard: 我叫Richard, 这是我的姐姐, 她叫Christy. 李大山, 你上几年级?
李大山: 我上三年级, 你呢?
Richard: 我也上三年级。
Christy: 我上六年级。

Anna: 你好! 我叫Anna. 你叫什么?
Lata: 你好! Anna, 我叫Lata. 我上三年级, 你上几年级?
Anna: 我也上三年级, Lata, 她是谁?
Lata: 她是陈小玲, 她也上三年级。
Anna: 我有一个哥哥, 他叫Peter, 他上五年级, 你有哥哥吗?
Lata: 我也有一个哥哥, 他叫Arun, 他上六年级。

Answers for B:

Name	Year
李大山	3
Richard	3
Christy	6
Anna	3
Lata	3
陈小玲	3
Peter	5

Answers for extra questions:

谁是Christy? Chrissy 是 Richard 的姐姐
Anna 的哥哥叫什么? Peter
Lata 有没有哥哥? 有

学生



李月冬



李大山

Chapter 1
Reading worksheet

猫



鱼



狗



鸟



学校



Jamal



Amir

这是李大山，他七岁，上三年级。
李大山有一个妹妹，她叫李月冬，
她六岁，上二年级。

我是李苹，我五岁。我家有四个人：
爸爸、妈妈、姐姐和我。我姐姐叫李英，
她九岁。我家有一只猫，它叫Lily。

这是我的好朋友，她叫Ridhi，她家没有猫，
也没有狗；她家有五条鱼和一只鸟。

年级

上



张马田

我是Anna，我家有四个人：爸爸，妈妈，
哥哥和我。我哥哥叫Peter，他九岁，
上五年级；我七岁，上三年级。

Chapter 1

Writing practice

上									
年									
级									



我叫李大山。
 我家有四个人：爸爸，妈妈，妹妹和我。
 我七岁。
 我上三年级。

Joining all four lines together, there will be too many 我, so the last one is deleted. Now the short paragraph reads:

我叫李大山，我家有四个人：爸爸，妈妈，妹妹和我。
 我七岁，上三年级。

You may also include:

我妹妹叫李月冬，她六岁，上二年级。

Now you can write something about yourself and your family. Follow the questions and write your answers first. Then join them together to make a short paragraph. You can write about your brothers and sisters if you have any.

1. 你叫什么? 2. 你家有几个人? 他们是谁?
3. 你几岁? 4. 你上几年级?

1.																			
2.																			
3.																			
4.																			

Now join them together. When you finish, you can draw a picture of your family in the frame below.

上学

工作

司机

护士

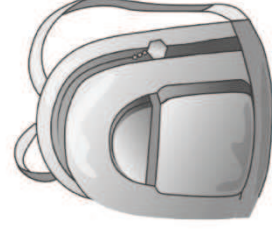
工人

医生

老师

牙医

厨师



Four in a Row

You will need 2 packs of word-cards printed on two different colours, a board with 12 pictures in a grid. The pictures should match the word-cards.

How to play:

1. Shuffle the cards and place them in two piles face down, separately. The players each choose a colour and take turns to turn over the top card of his/her own pile. They match it with the correct picture on the board. The winner is the first player to make a row of 4 cards of the same colour.

2. The players each choose a colour of cards. They take turns to place a card on a matching picture on the board. The winner is the first player to make a row of 4 cards of the same colour.



Chapter 2
Reading worksheet

这是李大山, 他七岁, 上三年级。
李大山有一个妹妹, 她叫
李月冬, 她六岁, 上二年级。



李大山



李月冬

李大山的爸爸是火车司机,
他妈妈是护士。



李爸爸



李妈妈

我是Anna, 我家有四个人:
爸爸, 妈妈, 哥哥和我。
我哥哥叫Peter, 他九岁,
上五年级; 我七岁,
上三年级。



Anna



Peter

我爸爸是牙医,
我妈妈是老师。



Peter的爸爸



Peter的妈妈

Chapter 4

Reading worksheet – Match the Chinese phrases to the English ones and write the correct number in the last column.

1	六点
2	五点
3	起床
4	上学
5	吃晚饭
6	两点半
7	四点半
8	早上七点
9	晚上十点半
10	下午十二点半吃饭
11	早上八点走路上学
12	晚上九点睡觉

10.30pm	9
sleep at 9pm	
go to school	
walk to school at 8am	
half part two	
get up	
half part four	
5 o'clock	
lunch at 12.30pm	
7am	
eat dinner	
6 o'clock	

Can you find these phrases from the table?

- 六点
- 五点
- 起床
- 上学
- 吃晚饭
- 两点半
- 四点半
- 早上七点
- 晚上十点半
- 下午十二点半吃饭
- 早上八点走路上学
- 晚上九点睡觉

下	一	四	点	半	人	早	早
大	午	我	十	五	点	上	你
起	三	十	六	小	八	七	吃
床	上	学	二	点	两	点	晚
不	四	口	走	点	没	有	饭
日	月	路	半	手	半	水	火
晚	上	十	点	半	面	吃	下
学	晚	上	九	点	睡	学	饭

Chapter 4

Writing practice

木								
本								
椅								
桌								
树								

看图填字 Follow the pictures and fill in the blanks in Chinese.

1. _____。 

4. _____。 

2. _____书。 

5. 苹_____。 

3. _____。 

6. 我有_____书。 

Copy the sentence of number 6 in the grid below.

				书	。
--	--	--	--	---	---

第一册课本

Book One

CD-ROM for the teacher

- audio tracks for the textbook
- writing practice pps
- games pps
- revision pps
- song sheets
- worksheets for reading and writing practice