

Chinese Made Easy for Kids has been published since 2005 and is available in both simplified and traditional character versions. It has since been translated into German, French, Spanish, Russian, Portuguese and Arabic. Chinese Made Easy for Kids is widely used by teachers and students in more than 30 countries around the world.

The course

- Chinese Made Easy for Kids (Books 1-4) is designed for primary school children, who start learning Chinese as beginners.
- After completing this series, children will be able to recognize over 500 Chinese characters, write from memory approximately 100 simple Chinese characters and develop communication skills in Chinese from an early age.

Topics explored in the series

- Greetings
- Personal introduction
- Numbers and dates
- Countries and languages
- Jobs and work places
- Transportation
- Colours and clothes
- Daily routines
- School subjects and facilities
- Parts of the body and illness
- Everyday articles and stationery
- House and rooms
- Articles in the house
- Animals

The course features

- Up-to-date topics relevant to primary school students
- Careful pacing for gradual progress in language skills
- Regular consolidation and reinforcement of learning
- A lively atmosphere for Chinese language learning through rhymes, picture talking and story-telling
- Tasks and activities designed for the target age group

The series includes

- Textbook, Workbook, Worksheets, Readers, Teacher's book, word cards, picture cards, posters and digital resources.
- Audio recordings of new words, texts, rhymes and listening exercises are available for download from the publisher's website.

About the author

Ms. Yamin Ma has an M.Ed. in Curriculum Design and Instruction from Queen's University, Canada. Her research interest lies in educational psychology, ESL, and Chinese language teaching and learning. She has taught both English and Chinese in China and Canada, and is currently teaching Chinese in an international school in Hong Kong.

Other books in the same series

Chinese Made Easy, Books 1-7 (secondary school and university students)



Please scan the QR code or visit our website (www.chinesemadeeasy.com/download/CMEK/) to download the recording.


 <http://www.jointpublishing.com>

三联书店(香港)有限公司 Joint Publishing (H.K.) Co., Ltd.



CHINESE  
MADE  
EASY FOR KIDS

轻松学汉语 少儿版



Yamin Ma



CME-K

2nd Edition

Textbook 课本

简体版

CHINESE  
MADE  
EASY FOR KIDS

轻松学汉语 少儿版

3

Yamin Ma

Joint Publishing (H.K.) Co., Ltd.  
三联书店(香港)有限公司

## Chinese Made Easy for Kids (Textbook 3) (Simplified Character Version)

### Yamin Ma

<b>Editor</b>	Li Yuezhan, Shang Xiaomeng
<b>Art design</b>	Arthur Y. Wang, Yamin Ma
<b>Cover design</b>	Arthur Y. Wang, Zhong Wenjun
<b>Graphic design</b>	Zhong Wenjun
<b>Typeset</b>	Sun Suling

### Published by

JOINT PUBLISHING (H.K.) CO., LTD.  
20/F., North Point Industrial Building,  
499 King's Road, North Point, Hong Kong

### Distributed by

SUP PUBLISHING LOGISTICS (H.K.) LTD.  
3/F., 36 Ting Lai Road, Tai Po, N.T., Hong Kong

First published July 2005

Second edition, first impression, January 2015

Copyright ©2005, 2015 Joint Publishing (H.K.) Co., Ltd.

All rights reserved. No part of this book may be reproduced, stored in a retrieval system, or transmitted, in any form or by any means, electronic, mechanical, photocopying, recording or otherwise, without prior permission in writing from the publisher.

E-mail:publish@jointpublishing.com

## 轻松学汉语 少儿版 (课本三) (简体版)

编 著 马亚敏

责任编辑 李玥展 尚小萌

美术策划 王 宇 马亚敏

封面设计 王 宇 钟文君

版式设计 钟文君

排 版 孙素玲

出 版 三联书店(香港)有限公司  
香港北角英皇道 499 号北角工业大厦 20 楼

发 行 香港联合书刊物流有限公司  
香港新界大埔汀丽路 36 号 3 字楼

印 刷 中华商务彩色印刷有限公司  
香港新界大埔汀丽路 36 号 14 字楼

版 次 2005 年 7 月香港第一版第一次印刷  
2015 年 1 月香港第二版第一次印刷

规 格 大 16 开 (210×260mm) 128 面

国际书号 ISBN

© 2005, 2015 三联书店(香港)有限公司

## 简介

- 《轻松学汉语》少儿版系列(第二版)是一套专门为汉语作为第二语言/外语学习者编写的国际汉语教材,主要适合小学生使用。
- 本套教材旨在从小培养学生对汉语学习的兴趣,帮助学生奠定扎实的汉语基础,培养学生的汉语交际能力。
- 《轻松学汉语》少儿版共有四册,每册都有课本、练习册、补充练习、读物、教师用书、字卡、图卡、挂图和电子教学资源。
- 本套教材为学习给中学生和大学生编写的《轻松学汉语》(一至七册)奠定了基础。

## 课程设计

### 教材内容

- 课本通过课文、根据课文编写的韵律诗、多种形式的练习、有趣的课堂游戏培养学生的语言交际能力,使学生在轻松的氛围中学习汉语。
- 练习册中有汉字描红、抄写汉字、读句子、读短文等练习,重点培养学生的汉字书写和阅读理解能力。
- 补充练习可以根据教学需要配合练习册使用。其中的题目也可以用作单元测验。
- 教师用书为教师提供了具体的教学建议,以及课本、练习册和补充练习的答案。

## INTRODUCTION

- The second edition of Chinese Made Easy for Kids is written for primary school children who are learning Chinese as a foreign/second language.
- The primary goal of the series is to help beginners build a solid foundation of Chinese and cultivate interest in learning Chinese. The series is designed to emphasize the development of communication skills from an early age.
- Chinese Made Easy for Kids is composed of 4 textbooks (Books 1-4), and each accompanied by a workbook. This series is supplemented by Worksheets, Readers, Teacher's book, word cards, picture cards, posters and digital resources.
- This series has been written to provide a foundation for the subsequent use of Chinese Made Easy (Books 1-7), that is written for secondary and university students.

## DESIGN OF THE SERIES

### The content of this series

- The Textbook aims to develop communication skills through audio exercises, conversations, questions and answers, speaking practice and etc. In order to reinforce and consolidate new vocabulary and sentences, the games in the Textbook are designed to create a fun learning environment. The accompanying rhymes mainly consist of the new vocabulary in each lesson to aid language acquisition.
- In order to build a solid foundation for character writing, tracing and copying characters exercises are included in the Workbook. Exercises such as reading phrases, sentences and short paragraphs aim to develop children's reading comprehension skills.
- In order to supplement the exercises in the Workbook, more exercises in the Worksheets are provided. These exercises can be rearranged to make unit tests when needed.
- Answers to the exercises in the Textbook, Workbook and Worksheets along with suggestions for teaching and learning are provided in the Teacher's book.

## 教材特色

- 考虑到社会的发展、汉语学习者的需求以及教学方法的变化，第二版对 2005 年出版的第一版《轻松学汉语》少儿版作了更新和优化。
  - 吸收了一些新词汇。
  - 当介绍一个新字时，只提供适合该课的解释。
  - 为了方便学生课后温习，这次改版为生词配了录音。
  - 重复使用学过的词语，让韵律诗更简单顺口。
  - 为了帮助学生更好地掌握汉语数字，增加了数字练习。
  - 基于少儿有自然语言习得的特点，量词又是汉语学习中的难点，所以这次改版增加了量词练习。
  - 为了使学生能更多地接触汉字，更顺畅地完成练习，在很多图片旁都标注了汉字。
- 语音、汉字、词汇、语法教学都遵循了汉语的内在规律和少儿的学习规律。
  - 学生从一开始就接触语音和声调。通过不断练习，帮助学生最终掌握标准的语音和语调。
  - 根据汉字本身的结构来教汉字。在掌握了偏旁部首和简单汉字后，学生就有能力分析遇到的生字，也能更有效地记住汉字。
  - 所选的词汇都是学生日常生活中常用的。为了巩固和加强学生对词语的掌握，学过的词语会在以后的书中复现。
  - 语法不作单独的解释。通过在具体的情景和有趣的练习中不断接触语法，学生会自然地悟出规律。

## The characteristics of the series

- Since the 1st edition of Chinese Made Easy for Kids was published in 2005, the 2nd edition has evolved to take into account social development needs, learning needs and advances in foreign language teaching methodology.
  - New vocabulary and expressions were included.
  - When a new word was introduced, only one meaning was given.
  - In order to help children review new vocabulary after school, audio recording was provided.
  - Simple and previously learned vocabulary was used to make the rhymes easier.
  - More exercises on Chinese numbers were added, in order to help children say numbers in Chinese more automatically and fluidly.
  - Measure word exercises were added, as measure words are challenging to learn and children at young age can acquire them in a natural way.
  - In order to provide more exposure to Chinese characters and help children perform tasks more smoothly, Chinese characters were given alongside the pictures.
- The teaching of pronunciation, characters, vocabulary and grammar respects the unique Chinese language system and the way Chinese is learned.
  - Children will be exposed to the phonetic symbols and tones from the very beginning. Generally, it is found that children will overcome temporary confusion within a short period of time, and will eventually acquire good pronunciation and intonation of Chinese with on-going reinforcement of pinyin practice.
  - Chinese characters are taught according to the character formation system. Once the children have a good grasp of radicals and simple characters, they will be able to analyze most of the compound characters they encounter, and to memorize new characters in a logical way.
  - Children at this age tend to learn vocabulary related to their environment. The vocabulary in previous books is repeated in later books to consolidate and reinforce memory.
  - Grammar and sentence structures are not explained in any forms, rather children arrive at grammar rules through consistent and interesting exercises provided throughout the books.

## 课堂教学建议

- 如果每天有一节汉语课，一册书能在一年之内学完。教师可以根据学生的汉语水平和学习能力灵活安排教学进度。
  - 在使用本套教材时，建议教师：
    - 带领学生做语音练习，鼓励学生大声读出生词。
    - 一笔一划地演示汉字的写法，指导学生分析每个汉字的结构，鼓励他们发挥想象记忆汉字。
    - 课上要尽量为学生提供听力和会话练习的机会。
    - 布置练习和活动时可以根据学生的能力和水平作适当的调整，增加难度或者重复使用。练习册中的练习可以在课堂中使用，也可以让学生在家庭做。
    - 鼓励学生背诵第三、四册课本中的乘法口诀表。
  - 在使用本套教材时，学生应该：
    - 反复聆听课文和生词的录音。
    - 就课本中的课文插图做对话练习或复述课文。
    - 朗读并背诵每课的韵律诗。
    - 做生字的描红练习，记住偏旁部首和简单汉字。

马亚敏

2014 年 8 月于香港

## HOW TO USE THIS SERIES

- With one lesson daily, able and highly motivated children can complete one book within one academic year. Ultimately, the pace of teaching depends on the children's level and ability. Here are a few suggestions from the author.
  - The teachers should:
    - Go over the phonetic exercises in the textbook with the children. At a later stage, the children should be encouraged to pronounce new pinyin on their own.
    - Demonstrate the stroke order of each character to beginners. The teacher should guide the children in analyzing new characters and encourage them to use their imagination to aid memorization.
    - Provide every opportunity for the children to develop their listening and speaking skills.
    - Modify, recycle or extend the games and some exercises according to the children's levels. A wide variety of exercises in the workbook can be used for both class work and homework.
    - Encourage children to recite times table in Books 3 and 4 of this series.
  - The children are expected to:
    - Listen to the recording of the text and new words.
    - Make a conversation or retell the story by looking at the pictures in each text.
    - Read and recite the rhyme in each lesson.
    - Trace the new characters in each lesson and memorize radicals and simple characters.

Yamin Ma

August 2014, Hong Kong

# CONTENTS

## Author's acknowledgements

The author is grateful to all the following people who have helped to bring the books to publication:

- 侯明女士 who trusted my ability and expertise in the field of Chinese language teaching and learning, and offered support during the period of publication.
- Editors, 李玥展、尚小萌, graphic designers, 钟文君、周敏 for their meticulous work. I am greatly indebted to them.
- Art consultants, Arthur Y. Wang and Annie Wang, whose guidance, creativity and insight have made the books beautiful and attractive. Artists, 陆颖、万琼、龚华伟、于霆、张乐民、吴蓉蓉, Arthur Y. Wang and Annie Wang for their artistic ability in the illustrations.
- Ms. Xinying Li who gave valuable suggestions in the design of this series, contributed exercises and rhymes and proofread the manuscripts. I am grateful for her encouragement and support for my work.
- Ms. Xinying Li, 胡廉轲、马绘淋、钟心悦 who recorded the voice tracks that accompany this series.
- Finally, members of my family who have always supported and encouraged me to pursue my research and work on these books. Without their continual and generous support, I would not have had the energy and time to accomplish this project.

第一课	他们都工作	They all work	.....1
第二课	三个朋友	Three friends	.....8
第三课	她穿连衣裙	She wears a dress	.....14
第四课	弟弟穿大衣	Younger brother wears an overcoat...	20
第五课	昨天下雪了	It snowed yesterday	.....28
第六课	小猴子	Little monkey	.....36
第七课	我有五节课	I had five lessons today	.....44
第八课	我的书包	My school bag	.....50
第九课	小狗学样	My dog is a copycat	.....58
第十课	在公园里	In the park	.....66
第十一课	老虎和小兔	Tiger and rabbit	.....74
第十二课	过生日	Birthday celebration	.....80
第十三课	他喜欢吃肉	He loves to eat meat	.....88
第十四课	她爱吃西餐	She loves Western food	.....96
第十五课	她爱吃水果	She loves fruits	.....104
第十六课	路上车真多	Busy road	.....112





wǒ yǒu wài gōng wài pó tā men měi tiān dōu zài jiā  
我有外公、外婆。他们每天都在家  
gōng zuò  
“工作”。



wǒ yǒu yí ge jiù jiù hé  
我有一个舅舅和  
yí ge ā yí tā men  
一个阿姨。他们  
dōu gōng zuò  
都工作。

3 ā yí jiā yǒu yì zhī xiǎo bái tù tā měi tiān dōu zài jiā chī chī hē hē tā bù gōng zuò  
 阿姨家有一只小白兔。它每天都在家吃吃喝喝。它不“工作”。

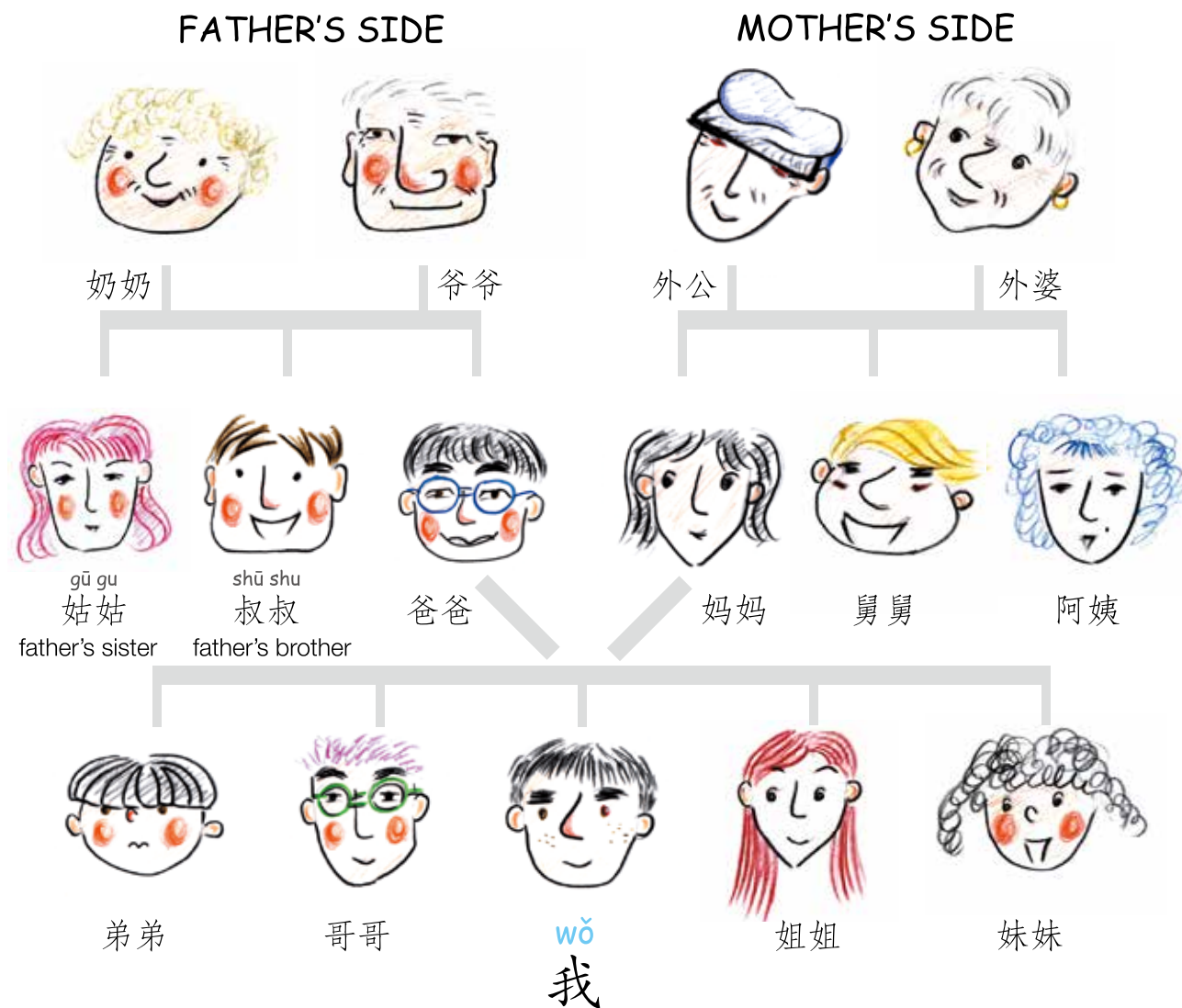


New words:



- 1 外 wài related through one's mother's, sister's or daughter's side of the family
- 2 公 gōng an elderly man
- 3 婆 pó an elderly woman
- 4 作 zuò do 工作 gōng zuò work
- 5 舅 jiù (舅) mother's brother
- 6 阿 ā a prefix
- 7 姨 yí aunt
- 8 只 zhī a measure word (used for animals)
- 9 它 tā it
- 10 吃吃喝喝 chī chī hē hē eat and drink and be merry

1 Say the family members in Chinese.



2 Project.




Draw your family tree and introduce every family member to the class.

EXAMPLE:


zhè shì wǒ yé ye zhè shì wǒ nǎi nai  
 这是我爷爷。这是我奶奶。……



### 3 Recite the times table on page 120.



### 4 Look, read and match.



- 5 a) 一只猫  b) 三只狗  c) 一个动物园
- d) 五条鱼  e) 两个鸡蛋  f) 一个人
- g) 一只手  h) 一条裤子  i) 五个男生

### 5 Ask your classmates the questions.

nǐ wài gōng jiào shén me míng zi tā zhù zài nǎr  
1) 你外公叫什么名字？他住在哪儿？

nǐ yǒu jǐ ge jiù jiū  
2) 你有几个舅舅？

nǐ jiā de diàn huà hào mǎ shì duō shao  
3) 你家的电话号码是多少？

nǐ shì nǎ guó rén nǐ huì shuō shén me yǔ yán  
4) 你是哪国人？你会说什么语言？

nǐ zǎo shang jǐ diǎn shàng xué nǐ měi tiān zěn me shàng xué  
5) 你早上几点上学？你每天怎么上学？

nǐ bà ba gōng zuò ma tā měi tiān zěn me shàng bān  
6) 你爸爸工作吗？他每天怎么上班？

### 6 Listen, clap and practise.

wài gōng wài pó bù gōng zuò  
外公、外婆不工作，

jiù jiū ā yí dōu gōng zuò  
舅舅、阿姨都工作。

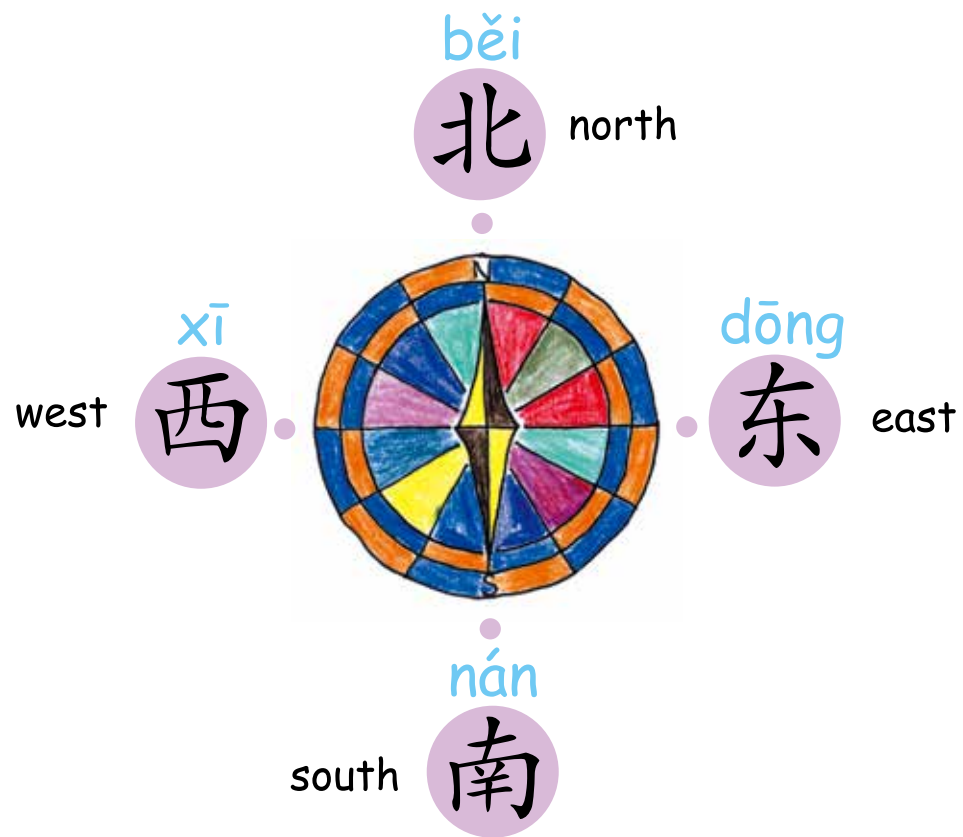
xiǎo bái tù ya xiǎo bái tù  
小白兔呀小白兔，

chī chī hē hē bù gōng zuò  
吃吃喝喝不工作。






7 Learn the characters.



8 Listen to the recording. Tick what is correct and cross what is incorrect.



9 Game.

INSTRUCTIONS:

- 1 The whole class may join the game.
- 2 The teacher starts a sentence and a student is asked to complete it.
- 3 Those who cannot complete the sentences, or say the wrong words are out of the game.



EXAMPLE: 老师: 我喜欢  
 学生: 养宠物

10 Speaking practice.



EXAMPLE:

wǒ jiā yǒu liù kǒu rén yé  
 我家有六口人: 爷  
 ye nǎi nai bà ba mā ma  
 爷、奶奶、爸爸、妈妈、  
 gē ge hé wǒ wǒ yé ye jīn nián  
 哥哥和我。我爷爷今年  
 liù shí qī suì tā shǔ  
 六十七岁。他属……

IT IS YOUR TURN!

Introduce your family members to the class.