

Chinese Made Easy for Kids has been published since 2005 and is available in both simplified and traditional character versions. It has since been translated into German, French, Spanish, Russian, Portuguese and Arabic. Chinese Made Easy for Kids is widely used by teachers and students in more than 30 countries around the world.

The course

- Chinese Made Easy for Kids (Books 1-4) is designed for primary school children, who start learning Chinese as beginners.
- After completing this series, children will be able to recognize over 500 Chinese characters, write from memory approximately 100 simple Chinese characters and develop communication skills in Chinese from an early age.

Topics explored in the series

- | | |
|---------------------------|------------------------------------|
| • Greetings | • Daily routines |
| • Personal introduction | • School subjects and facilities |
| • Numbers and dates | • Parts of the body and illness |
| • Countries and languages | • Everyday articles and stationery |
| • Jobs and work places | • House and rooms |
| • Transportation | • Articles in the house |
| • Colours and clothes | • Animals |

The course features

- Up-to-date topics relevant to primary school students
- Careful pacing for gradual progress in language skills
- Regular consolidation and reinforcement of learning
- A lively atmosphere for Chinese language learning through rhymes, picture talking and story-telling
- Tasks and activities designed for the target age group

The series includes

- Textbook, Workbook, Worksheets, Readers, Teacher's book, word cards, picture cards, posters and digital resources.
- Audio recordings of new words, texts, rhymes and listening exercises are available for download from the publisher's website.

About the author

Ms. Yamin Ma has an M.Ed. in Curriculum Design and Instruction from Queen's University, Canada. Her research interest lies in educational psychology, ESL, and Chinese language teaching and learning. She has taught both English and Chinese in China and Canada, and is currently teaching Chinese in an international school in Hong Kong.

Other books in the same series

Chinese Made Easy, Books 1-7 (secondary school and university students)



Please scan the QR code or visit our website (www.chinesemadeeasy.com/download/CMEK/) to download the recording.

 <http://www.jointpublishing.com>

三联书店(香港)有限公司 Joint Publishing (H.K.) Co., Ltd.



CHINESE MADE EASY FOR KIDS

轻松学汉语 少儿版



Yamin Ma

CME-K

2nd Edition

Workbook 练习册

简体版

CHINESE
MADE
EASY FOR KIDS

轻松学汉语 少儿版

3

Yamin Ma

Joint Publishing (H.K.) Co., Ltd.
三联书店(香港)有限公司

Chinese Made Easy for Kids (Workbook 3) (Simplified Character Version)

Yamin Ma

Editor Li Yuezhan, Shang Xiaomeng
Art design Arthur Y. Wang, Yamin Ma
Cover design Arthur Y. Wang, Zhong Wenjun
Graphic design Zhong Wenjun
Typeset Sun Suling

Published by
JOINT PUBLISHING (H.K.) CO., LTD.
20/F., North Point Industrial Building,
499 King's Road, North Point, Hong Kong

Distributed by
SUP PUBLISHING LOGISTICS (H.K.) LTD.
3/F., 36 Ting Lai Road, Tai Po, N.T., Hong Kong

First published July 2005
Second edition, first impression, January 2015

Copyright ©2005, 2014 Joint Publishing (H.K.) Co., Ltd.

All rights reserved. No part of this book may be reproduced, stored in a retrieval system, or transmitted, in any form or by any means, electronic, mechanical, photocopying, recording or otherwise, without prior permission in writing from the publisher.

E-mail:publish@jointpublishing.com

轻松学汉语 少儿版 (练习册三) (简体版)

编 著 马亚敏

责任编辑 李玥展 尚小萌

美术策划 王 宇 马亚敏

封面设计 王 宇 钟文君

版式设计 钟文君

排 版 孙素玲

出 版 三联书店(香港)有限公司
香港北角英皇道 499 号北角工业大厦 20 楼

发 行 香港联合书刊物流有限公司
香港新界大埔汀丽路 36 号 3 字楼

印 刷 中华商务彩色印刷有限公司
香港新界大埔汀丽路 36 号 14 字楼

版 次 2005 年 10 月香港第一版第一次印刷
2015 年 1 月香港第二版第一次印刷

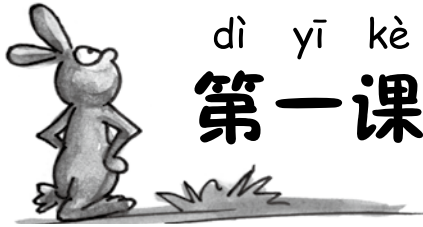
规 格 大 16 开 (210×260mm) 144 面

国际书号 ISBN 978-

© 2005, 2015 三联书店(香港)有限公司

CONTENTS

第一课 他们都工作 They all work.....	1
第二课 三个朋友 Three friends.....	8
第三课 她穿连衣裙 She wears a dress	16
第四课 弟弟穿大衣 Younger brother wears an overcoat...	24
第五课 昨天下雪了 It snowed yesterday	32
第六课 小猴子 Little monkey	40
第七课 我有五节课 I had five lessons today	50
第八课 我的书包 My school bag.....	58
第九课 小狗学样 My dog is a copycat	68
第十课 在公园里 In the park	76
第十一课 老虎和小兔 Tiger and rabbit	84
第十二课 过生日 Birthday celebration	92
第十三课 他喜欢吃肉 He loves to eat meat	100
第十四课 她爱吃西餐 She loves Western food.....	108
第十五课 她爱吃水果 She loves fruits	116
第十六课 路上车真多 Busy road	124
词汇表	134



dì yī kè tā men dōu gōng zuò
第一课 他们都工作

1 Trace the characters.

一 ㇇ ㇇ ㇇ ㇇							
dōng east	东	东	东	东	东		
一 ㇇ ㇇ ㇇ ㇇ ㇇ ㇇ ㇇ ㇇							
nán south	南	南	南	南	南		
一 ㇇ ㇇ ㇇ ㇇ ㇇							
xī west	西	西	西	西	西		
丨 丨 丨 丨 丨 北							
běi north	北	北	北	北	北		

2 Write the numbers in Chinese according to the pattern.

三		五			八		
---	--	---	--	--	---	--	--

3 Connect the matching words.

- 1) 外 ^{wài} • a) 姨 ^{yí}
- 2) 工 ^{gōng} • b) 婆 ^{pó}
- 3) 阿 ^ā • c) 们 ^{men}
- 4) 每 ^{měi} • d) 作 ^{zuò}
- 5) 他 ^{tā} • e) 饭 ^{fàn}
- 6) 吃 ^{chī} • f) 天 ^{tiān}

4 Write the radicals.

- 1) 婆 ^{pó} 姨 ^{yí} → 女
- 2) 作 ^{zuò} 们 ^{men} →
- 3) 阿 ^ā 都 ^{dōu} →
- 4) 喝 ^{hē} 吃 ^{chī} →
- 5) 家 ^{jiā} 宠 ^{chǒng} →
- 6) 铅 ^{qiān} 铁 ^{tiě} →

5 Circle the correct words.

- 1) 爸爸 (星/生) 期天不 (土/工) 作。
- 2) 妈妈不喜欢喝鱼 (踢/汤)。
- 3) 妹妹每天都骑 (目/自) 行车上学。
- 4) 弟弟的头大大的, 脸 (园园/圆圆) 的。

6 Read aloud the pinyin. Write the meaning of each word.

- 1) diàn huà telephone
- 2) yé ye _____
- 3) chū shēng _____
- 4) xīng qī _____
- 5) jīn tiān _____
- 6) nián jí _____
- 7) dòng wù _____
- 8) lǎo hǔ _____

7 Draw pictures.

①	②
③	④

nǐ yé ye
你爷爷

nǐ nǎi nai
你奶奶

nǐ wài gōng
你外公

nǐ wài pó
你外婆

8 Circle the correct words.

bà ba de bà ba shì wǒ
1) 爸爸的爸爸是我 (爷爷/外公)。

mā ma de gē ge shì wǒ
2) 妈妈的哥哥是我 (叔叔/舅舅)。

mā ma de mā ma shì wǒ
3) 妈妈的妈妈是我 (外婆/奶奶)。

bà ba de jiě jie shì wǒ
4) 爸爸的姐姐是我 (姑姑/阿姨)。

9 Fill in the blanks with the words in the box.

gōng zuò shàng xué shuō fàng xué zhù
工作 上学 说 放学 住


gē ge sān diǎn bàn huí jiā
1) 哥哥三点半 放学 回家。

xīng qī liù bà ba bù
2) 星期六爸爸不_____。

wài gōng huì sān zhǒng yǔ yán
3) 外公会_____三种语言。


jiě jie měi tiān dōu zuò xiào chē
4) 姐姐每天都坐校车_____。

ā yí yì jiā rén xiàn zài zài zhōng guó
5) 阿姨一家人现在_____在中国。




10 Draw pictures.


wǒ yé ye shǔ
1) 我爷爷属




wǒ nǎi nai shǔ
2) 我奶奶属




wǒ wài gōng shǔ
3) 我外公属




wǒ wài pó shǔ
4) 我外婆属




wǒ bà ba shǔ
5) 我爸爸属



wǒ mā ma shǔ
6) 我妈妈属



wǒ shǔ
7) 我属



11 Count the strokes of each character.

wài pó jiù ā
1) 外 5 2) 婆 _____ 3) 舅 _____ 4) 阿 _____
zhī tā yí zuò
5) 只 _____ 6) 它 _____ 7) 姨 _____ 8) 作 _____

12 Complete the paragraph in Chinese. Fill in the blanks with characters.

wǒ jiào 我叫 _____, jīn nián 今年 _____, shàng 上

wǒ shǔ 我属 _____。 wǒ jiā yǒu 我家有 _____ kǒu rén 口人:

13 Trace the characters.

ノ 夕 夕 夕 夕 夕									
wài related through one's mother's, sister's or daughter's side of the family	外	外	外	外	外				
ノ 八 公 公 公 公 公									
gōng an elderly man	公	公	公	公	公				
丶 丶 丶 丶 丶 丶 丶 丶 丶 丶 婆 婆 婆 婆									
pó an elderly woman	婆	婆	婆	婆	婆				
ノ 亻 亻 亻 亻 作 作 作 作									
zuò do	作	作	作	作	作				

丿 丿 丿 丿 丿 丿 丿 丿 丿 丿 舅 舅 舅 舅 舅									
jiù mother's brother	舅	舅	舅	舅	舅				
了 阝 阝 阝 阝 阝 阿									
ā a prefix	阿	阿	阿	阿	阿				
丨 丨 女 女 女 女 媪 媪 媪 媪									
yí aunt	媪	媪	媪	媪	媪				
丨 丨 口 口 只 只									
zhī a measure word	只	只	只	只	只				
丶 丶 宀 宀 宀 它									
tā it	它	它	它	它	它				

14 Write the characters.

wài gōng měi tiān dōu zài jiā gōng zuò

外									
---	--	--	--	--	--	--	--	--	--